

version

# 4.0.0

—Release Note—

## Overview

HR Business Cloud(HRBC) Version 4.0.0 has the following changes.

### 1 A new top page with direct access to everyday operations has been introduced

The frequently used functions have been summarized on the top page.

### 2 The UI of the login screen has changed

The UI of the login screen has been simplified and made much easier to understand.

### 3 Data that has been updated within the year is displayed on the list view screen.

A new feature to filter out and display data that has been updated within the year has been added.

### 4 Progress NAVI to visually monitor progress

For details, please check the release note on Progress NAVI.

## Issues

- Fixed the issue of 「End Flag」 and 「End Reason」 not being reflected in the email templates if the 「End Flag」 and 「End Reason」 are changed to any format other than check box.
- Fixed the issue of not being able to correct ALIAS on option master if when specifying ALIAS, an existing one is input and an error occurs when trying to save.
- Fixed the issue of not being able to send bulk emails due to SMTP server error when the recipient's address is input then a blank is selected from the drop down menu of receivers field.

※The contents of this document are current as per the time of publication.  
However, minor changes may be made.

# Details

## 1 A top page with direct access to everyday operations

### Summary

With the concept of 'consolidating the frequently used functions', users operation has been optimized with these frequently used functions on the HRBC top page.

By having the frequently used function on the top page, the time spent on moving to the functions is shortened and hence increase work efficiency.

Also, the top page can be used intuitively by all, from the new recruits to the directors regardless of their position.

The screenshot displays the HRBC top page with several key features highlighted by numbered callouts:

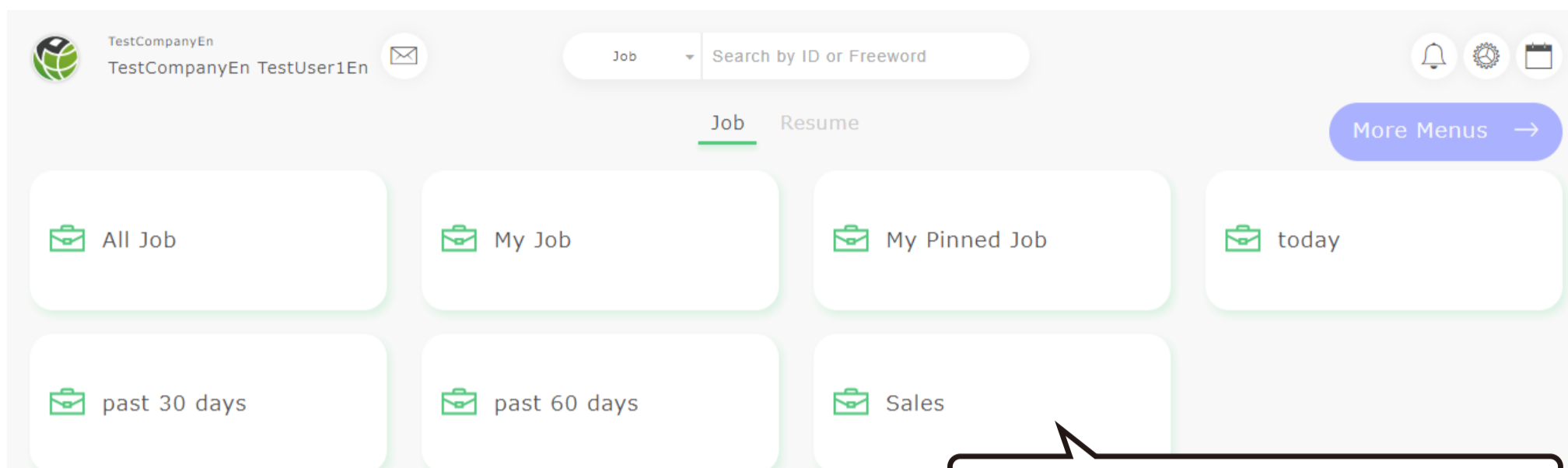
- 1 Short cut to saved searches:** Points to three buttons: "All Job", "My Job", and "My Pinned Job".
- 2 Period part on dashboard:** Points to a "Period" selector showing "This month/TestUser1En".
- 3 System Connect:** Points to a "System Connect" button.
- 4 Report:** Points to a "Report" button.

Other visible features include:

- Top navigation: Mail, Small search window, Notice, Customize, Calender.
- Search bar: "Search by ID or Freeword".
- Dashboard metrics: Open, Close, Entry, Matching, Job Sent, Recommend, 1st Interview, 2nd Interview, Offer, Decision.
- System Connect services: PORTERS IMEX(Agency), PORTERS IMEX(Staffing).
- Export Job Data button.
- Progress Management: Progress NAVI.
- Help & Support: Online Training, Help.
- Helpdesk: +81-3-6455-4747 (Mon-Fri 9:00-18:00), hrbc-support@porters.jp.
- Upgrade plan or request additional services: Sales representative: +81-3-6432-9829.
- Footer: Terms of Use, Service Level Agreement, About PORTERS HR-Business Cloud, copyright © PORTERS Corporation All Rights Reserved.

### 1 Short cut to saved searches

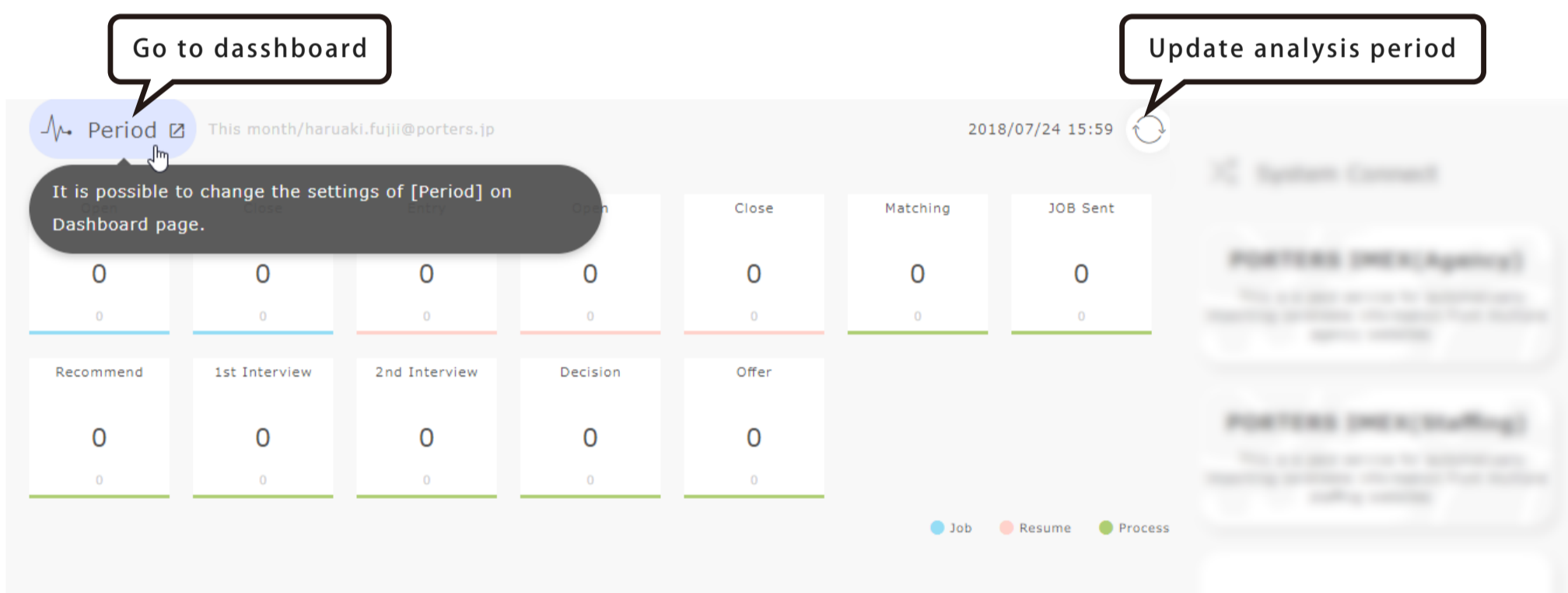
From the top page, you can quickly display the search results by clicking on the saved search button.



Go to your saved search by just one click.

### 2 Period part on dashboard

The contents of the dashboard can quickly be confirmed. By clicking 「Set Period」 on the top left side of the page, you can access the dashboard page and set the analysis period. To update the contents, click the update button on the top right side.



### 3 System Connect

Login to PORTERS IMEX, Upload of Jobs to media can now be done on the top page.

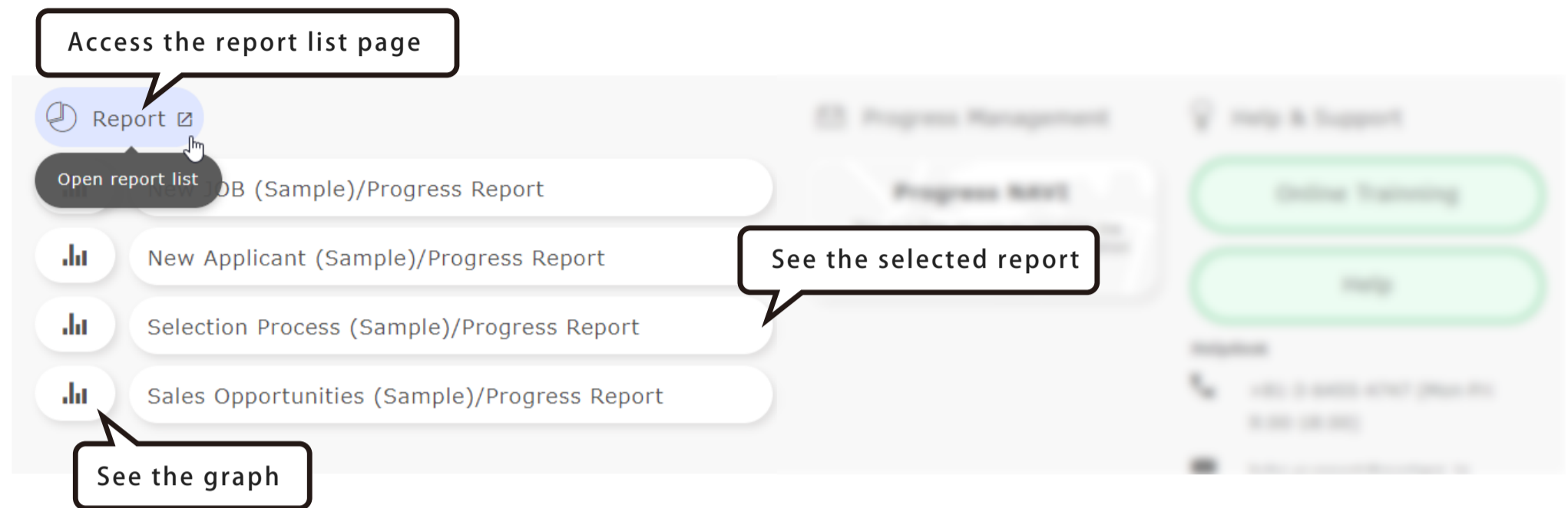


## 4 Report

The list of the recently accessed reports can be checked.

You can access the report list page by clicking "Report" in the upper left.


In addition, by clicking each report name you can check the detailed data and by clicking on the graph icon the graph of the selected report is displayed.



## Other new functions • Improvements

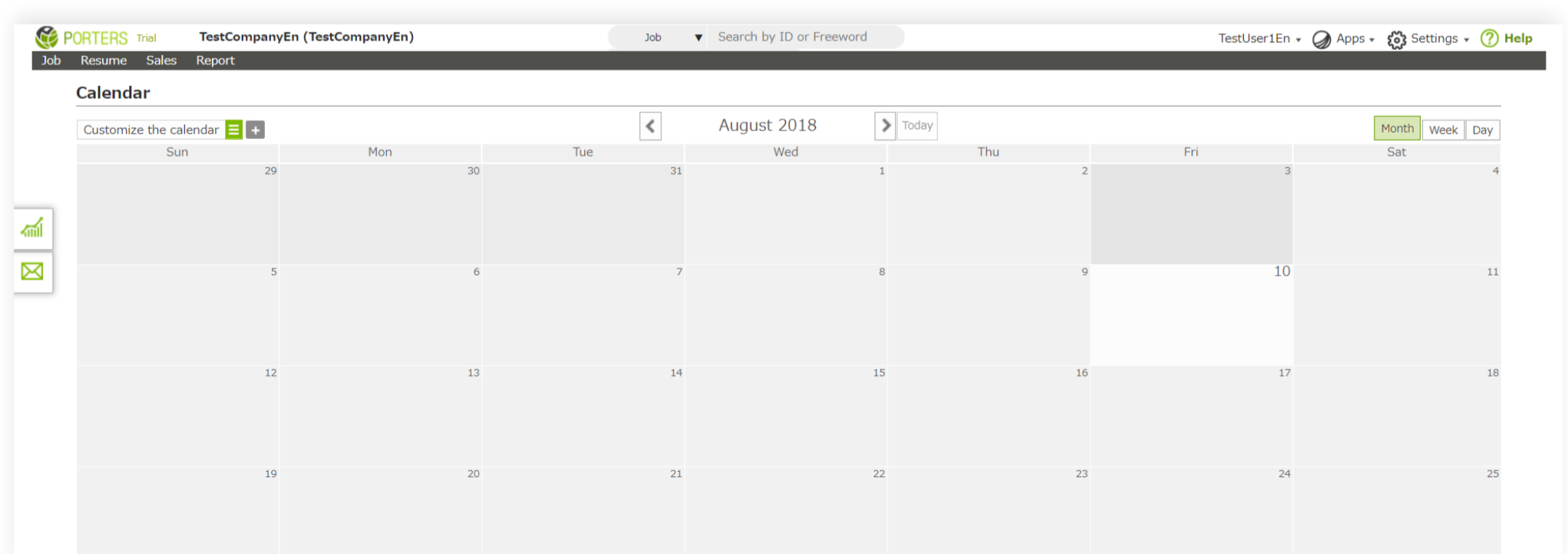
### More Menus

This is to access the calendar on the current top page. Menus not displayed on the top page can be accessed here.




### Calendar

This is to access the calendar page.



## Notice

Click the notification icon to display the list of notifications.

 Information about HR-Business Cloud

2018/05/22 02:00

### 【Notice】About change of method of providing specification of HRBC Connect API

Since April 2018, we will abolish the provision method of HRBC Connect API Specification in PDF, "[HRBC Connect API Guide](#)" to become a WEB. \*Japanese only.  
Anyone can browse the TOP page of "HRBC Connect API Guide" For details such as specifications, "HRBC Connect API Guide" account login is needed.

Notification mail will be delivered to the person in question with the following contents, please check.  
mail From: hrbcap-support@porters.jp (system mail)  
mail Subject: HRBC Connect API Guideへようこそ  
\*Japanese only.

If you are already using the API and want to issue HRBC Connect API Guide account, please inform [hrbcapi-support@porters.jp](mailto:hrbcapi-support@porters.jp).

If you are considering using API in the future, please confirm "はじめに" of HRBC Connect API Guide in advance.

[Detail](#)

## Progress NAVI

The progress NAVI page can be accessed from here. For further details, please check the release note on Progress NAVI.

## 2 Login screen UI

### Summary

Compared to the previous login screen, HRBC V4 login screen is simpler with an easy to understand UI. A link to the service agreement page has been added too. Also, it is necessary to agree to the service agreement at the first login.

 PORTERS HR-Business Cloud - Login

Company ID

Mail Address

Password

[Click here to reset your password](#)

I agree to use HRBC pursuant to the information management policies of belonging company, the PORTERS HRBC log-in information and every piece of information displayed after PORTERS HRBC log-in as confidential.

[Terms of Use](#)

Login

Login with SSO

HRBCを日頃お使いの現場の方々へ

第2回

### PORTERSユーザー交流会

2018年7月18日(水) ホータースセミナールーム

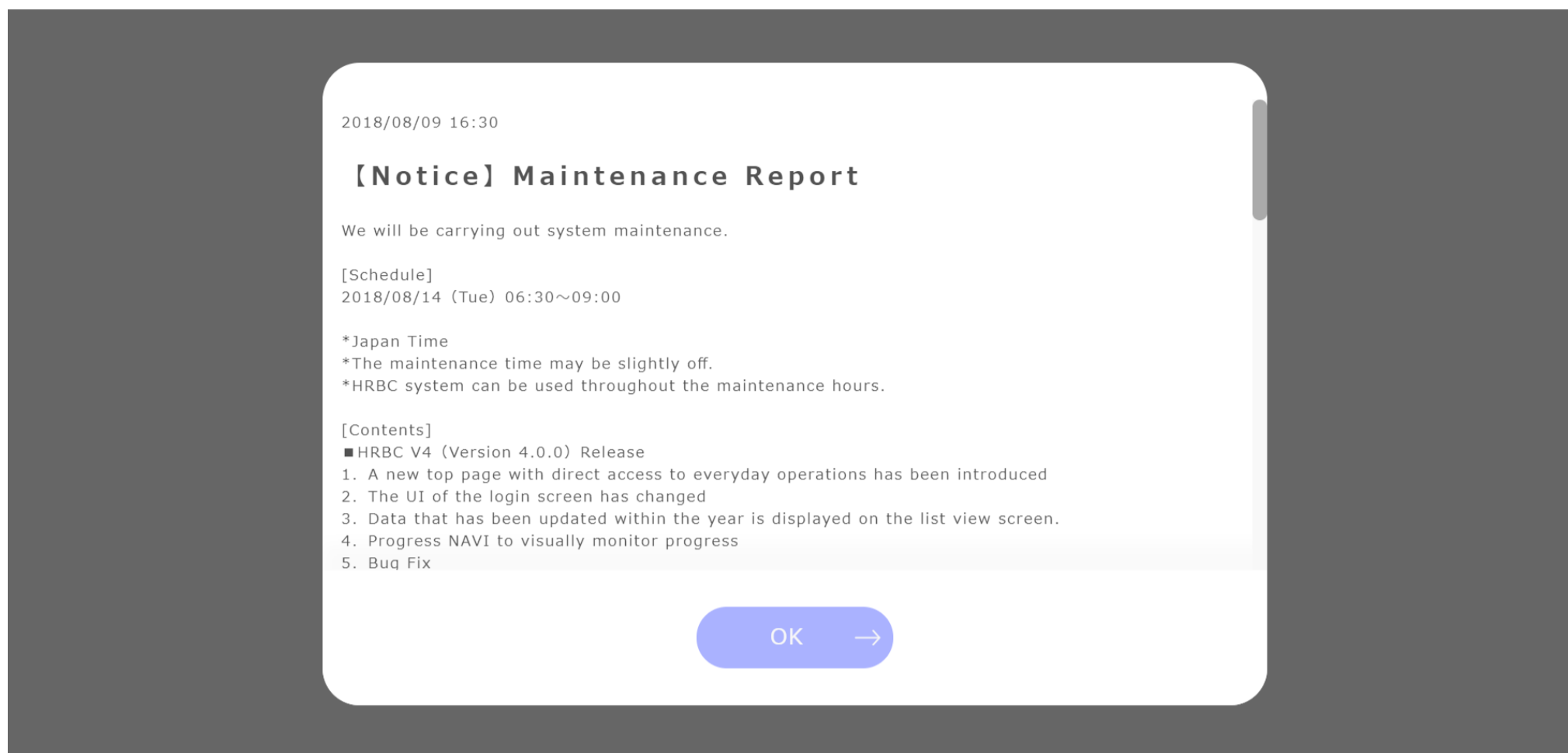
テーマ

新バージョン「HRビジネスクラウドV4」  
ユーザー事例紹介

PORTERS HR-Business Cloud supports following browsers. Internet Explorer 11, Google Chrome, Microsoft Edge.  
While we make every effort to make our application compatible with various browsers, use of an unsupported browser may cause some of our application features and services to operate incorrectly.  
copyright © PORTERS Corporation All Rights Reserved.

The latest notifications will be displayed in popup after login.

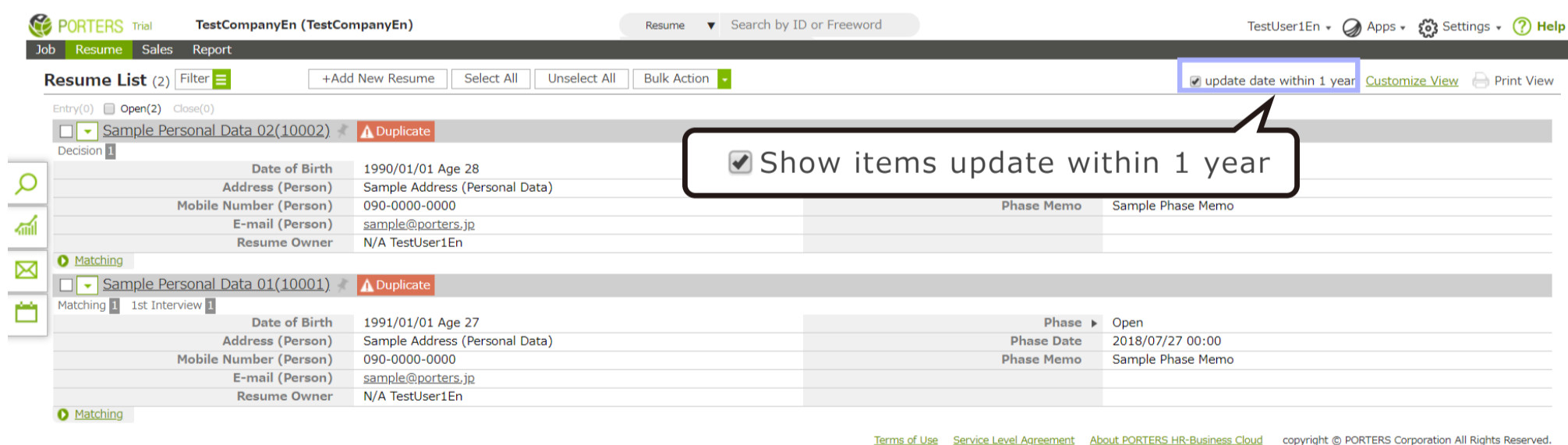
From the second login, the same notifications will not be displayed. Only the latest notifications are displayed whenever you login.



### 3 Filter and display data that has been updated within the year.

#### Summary

A filter condition is set to display only data that has been updated within one year. This narrows down the search range and contribute even a little to performance. Displays data updated within one year.



Contact us

## PORTERS Corporation



**03-6455-4747**

(平日 9:00~18:00)



**hrbc-support@porters.jp**

HP **https://www.porters.jp**

Official Facebook Page: <https://www.facebook.com/Porters.PoCafe>